

UT-6405

10/100M 5口工业级非网管型 以太网交换机说明书

一、概述

UT-6405是5个端口的工业非管理型以太网交换机，提供交直流输入正反接保护防止烧坏仪器，UT-6405外观设计精巧，同时支持工业标准的卡扣式安装和墙式安装，所以它非常容易安装应用在任何工业网络上。

二、主要特性

- ◆ 兼容性：标准IEEE 802.3, 802.3u, 802.3x
- ◆ 网路：10/100Base-TX
- ◆ 以太网传输距离：达到100米
- ◆ 连接器：5x10/100 Base-TX RJ-45端口

电源要求：

- ◆ 直流：12/24/48VDC(10.8~52.8VDC) 提供反接保护
- ◆ 交流：12~38V
- ◆ 过流防护：1.1A

功率消耗：

- ◆ 满载：2.2Watts
- ◆ 尺寸：150mm × 100mm × 37mm (长 × 宽 × 高)
- ◆ 外壳：铁壳
- ◆ ESD静电防护：4000V(以太网)
- ◆ 浪涌冲击防护：3000V(电源)
- ◆ 操作温度：-10℃ ~ 60℃ (14~140°F)
- ◆ 储存温度：-40℃ ~ 85℃ (-67~302°F)
- ◆ 操作湿度：5%~95% (无凝露)
- ◆ 储存湿度：0%~95% (无凝露)
- ◆ EMI：通过CE、FCC 认证

三、指示灯

a. PWR：如图1所示接入直流12/24/48VDC(10.8~52.8VDC) 或交流12~38V电源，红色电源指示灯PWR亮，正常工作。

b. RJ-45灯：接入网线后，左边绿色灯接100 Base网路亮，接10 Base网路不亮；右边黄色指示灯是网路连接指示灯，接入网线正常工作后，黄色指示灯闪烁。不接网线，黄绿灯都不亮。

四、连接电源

UT-6405系列工业以太网交换机支持直流12/24/48VDC(10.8~52.8VDC) 和交流12~38V两种输入，且直流还有正反接保护防止烧坏仪器。

1. 在接线盒连接端V+和V-处接入正负极(交流可互换)
2. 锁紧螺丝防止DC线松动导致接触不良。

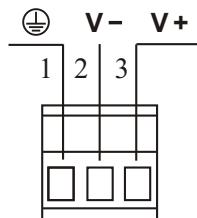
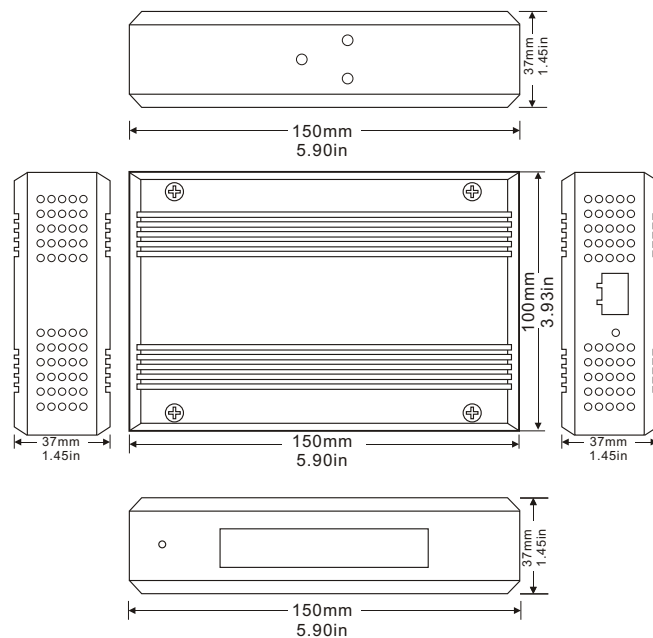


图1 电源输入接口

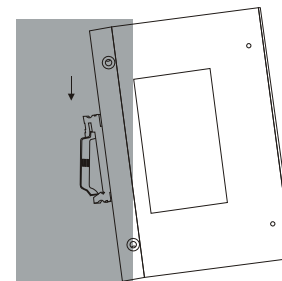
五、外形规格



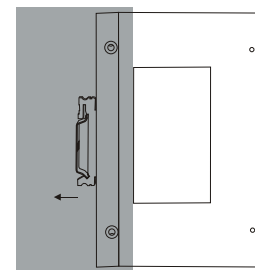
六、安装

1、导轨安装

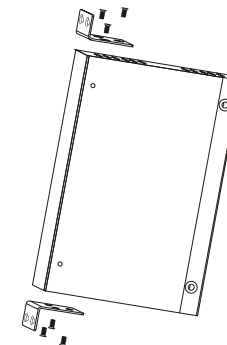
- ① 使用随机附送的导轨座用螺丝扭紧到机器上。
- ② 将UT-6405机器导轨座的上端扣入固定轨道。



- ③ 再轻轻扣入轨道



2、墙式安装



- ① 使用随机附送的金属固定条按上图扭紧螺丝。
- ② 再装上锁好金属条的机器悬挂于墙或机柜上。

UT-6405

10/100M 5 Ports Industrial Grade Unmanaged Ethernet switch Manual

I. Overview

UT-6405 is a 5-port industrial grade non-managed Ethernet switch with reverse polarity protection of AC or DC input for avoiding being damaged. It has ingenious appearance design and supports industrial standard snap-fit-mounting and wall-mounting installation, so it's very easy to be installed and used in any industrial networks.

II. Main Features

- ◆ compatibility : standard IEEE 802.3, 802.3u, 802.3x
- ◆ network: 10/100Base-TX
- ◆ Ethernet communication distance: up to 100 meters
- ◆ connector: 5x10/100 Base-TX RJ-45 terminals

Power specifications:

- ◆ DC: 12/24/48VDC(10.8~52.8VDC) with reverse polarity protection
- ◆ AC: 12~38V
- ◆ Over-current protection: 1.1A

Power Consumption:

- ◆ with full load: 2.2Watts
- ◆ dimension: 150mm × 100mm × 37mm (Length × Width × Height)
- ◆ shell: steel material
- ◆ ESD(Electrostatic discharge protection): 4000V(Ethernet)
- ◆ Surge protection: 3000V(powersupply)
- ◆ Operating temperature: -10℃ ~60℃ (14~140°F)
- ◆ Storage temperature: -40℃ ~85℃ (-67~302°F)
- ◆ Operating humidity: 5%~95% (non-condensing)
- ◆ Storage humidity: 0%~95% (non-condensing)
- ◆ CE and FCC approval

III. Indication Light

a. PWR: DC12/24/48VDC(10.8~52.8VDC) or AC12~38V power supply connected as shown in figure 1 and the red power indication light PWR will light, the switch operates normally.

b. RJ-45: After network cable is connected the left green light will light for 100Base network and not light for 10Base network; The right yellow indication light is network link indication light and it will light when the network cable is connected and switch operates normally. Both yellow and green lights will not light if the network cable is not connected.

IV. Power supply connection

UT-6405 series industrial grade Ethernet switch supports DC 12/24/48VDC(10.8~52.8VDC) and AC 12~38V power supply inputs, and the DC mode equips with reverse polarity protection for avoiding being damaged.

- 1、 Connect the positive/negative polarity to V+ and V- terminals respectively (AC power can use either terminal)
- 2、 Tighten the screws to avoid loose connection and bad contact.

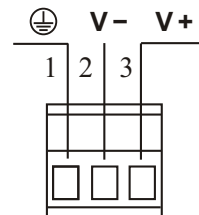
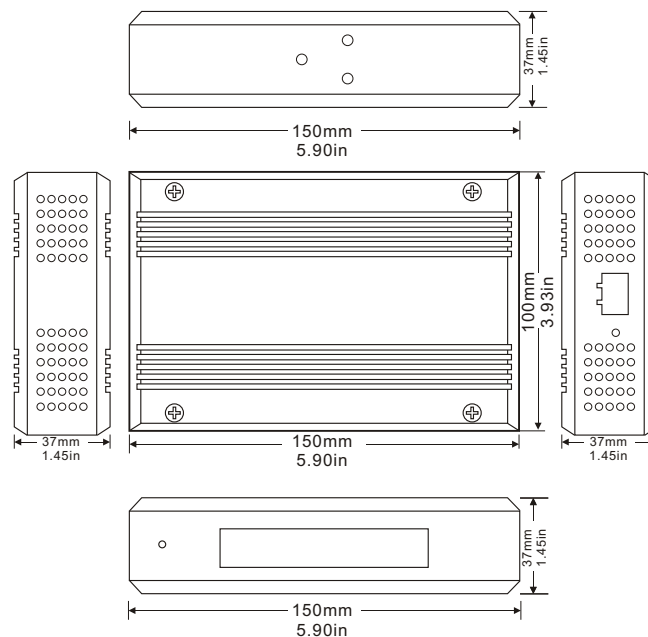


Figure 1 Power supply input terminal

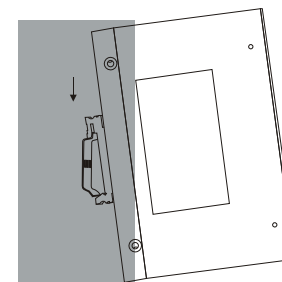
V. Dimension



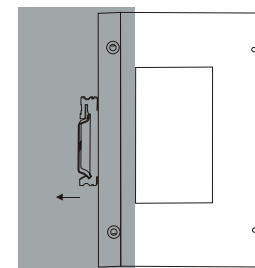
VI. Installation

1、 DIN rail mounting

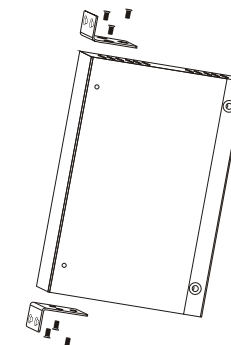
- ① Tighten the rail to machine with accompanied screws.
- ② Push the top side of UT-6405 rail seat into the fixed rail.



- ③ Then push it into the rail slightly again



2、 Wall mounting



- ① Tighten the metal fixation strip with accompanied screws as shown in the above figure.
- ② Then hang the machine with locked metal strip onto wall or machine cabinet.